



Make your lectures more engaging and inclusive

with Mentimeter for universities

Easy to use interactive presentation software

With Mentimeter you can build interactive presentations with an easy-to-use online editor, directly from your browser. Add questions, polls, quizzes, slides, images, gifs and more to your presentation to make them more engaging and fun.

When you present, your students use their smartphones to connect to the presentation where they can answer questions, give feedback and much more. Their responses are visualized in real-time, creating a unique and interactive experience. Once your Mentimeter presentation is over, you can share and export your results for further analysis and even compare data over time to measure the progress of your students and lectures.

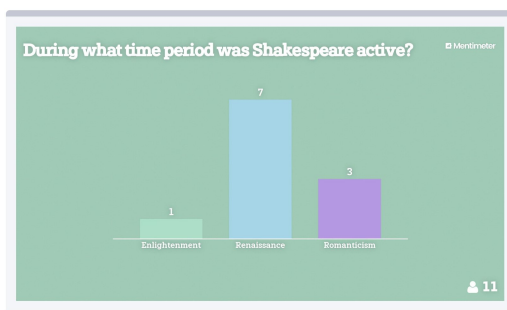
Popular question types

Multiple Choice

The most common question type is Multiple Choice, in which participants can choose between several options that you provide.

Multiple Choice is suitable when you already know what options you want your students to choose only from a few pre-defined options. You can use it for formative assessment, checking pre-existing knowledge and expectations.

Inspirational examples: [Check knowledge](#); [Formative assessment](#); [Ice-breaker](#)

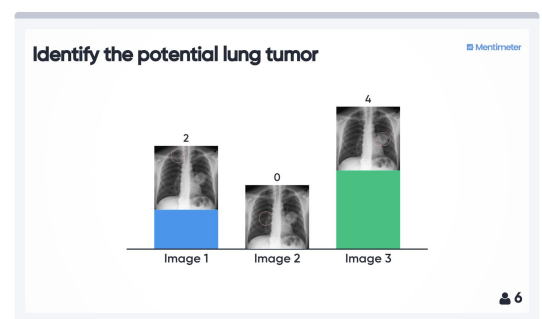


[How to use](#)

Image Choice

The Image Choice question type is very similar to Multiple Choice, except that you can upload images as answer options instead of only words. You can use this question type to ask questions that are difficult to translate into text, or to get feedback on graphical elements. Try using it as an icebreaker to create a playful voting session!

Inspirational examples: [Check knowledge](#); [Decision making for school projects](#); [Ice-breaker](#)



[How to use](#)





Make your lectures more engaging and inclusive

with Mentimeter for universities

Word Cloud



[How to use](#)

The Word Cloud, also known as wordle or word collage, is one of Mentimeter's most popular question types. Your audience input words to create a Word Cloud that will grow and expand in an impressive way.

The Word Cloud is good to use when you do not already know what participants will vote for, and you want to emphasize the most popular or common words. It will look best when the answers are expected to be short - no more than a few words!

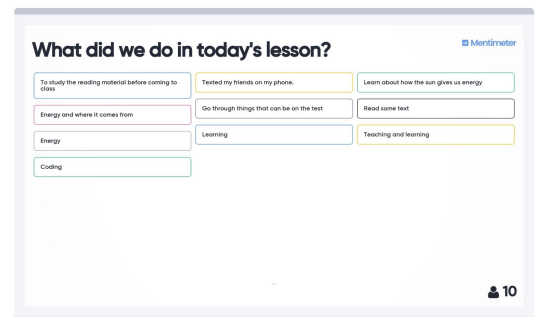
Inspirational examples: [Check understanding](#); [Fight misconceptions](#); [Ask for opinions](#)

Open Ended

With the Open Ended question type, the participants can type in their answers freely. This question type is good to use when you do not already know how the participants will answer, and you want them to write longer answers - but maximum 250 characters!

Pro tip: Let the participants have a bit more time to enter their statement!

Inspirational examples: [Formative assessment](#); [Learning preferences and needs](#); [Identify course challenges](#)



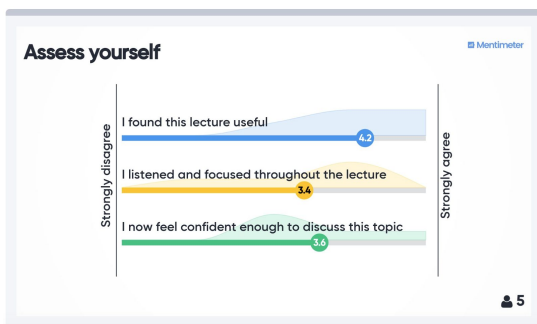
[How to use](#)

Scales

With the Scales question type, participants can rate statements on a scale. This is good to use if you have questions with numeric answers, want the audience to rate something, and/or if you want to generate statistics that you can use for analyzing trends and tendencies.

The Scales is specifically valuable for evaluating teaching methods, learning outcomes and for finding areas for improvements.

Inspirational examples: [Lecture assessment](#); [Lecture expectations](#); [Workspace inclusiveness](#)



[How to use](#)





Make your lectures more engaging and inclusive

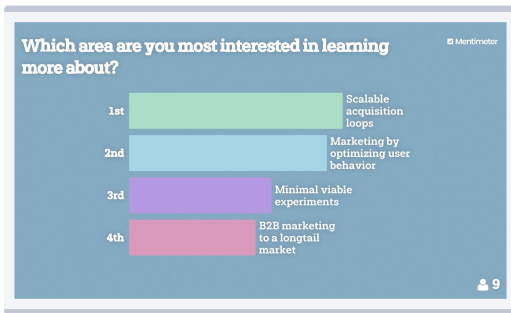
with Mentimeter for universities

Ranking

Use the Ranking question type to let your audience sort and prioritize different items. Once you get responses on your Ranking question, the items will rearrange themselves according to the order that the audience have put them in. Items that weren't selected will be displayed at the bottom.

Use the Ranking question type to prioritize lecture flows or topics that need additional attention.

Inspirational examples: [Prioritize learning needs](#)



[How to use](#)

Q&A

Questions from Audience (also known as Q&A) is a feature that educators can add to their presentations to enable the audience to ask questions directly to the presenter using their smart device.

You can use Q&A as a slide type - you decide exactly when the audience can ask questions and when they will be answered. The audience will only be able to ask questions when that slide is shown. Alternatively you can configure Q&A to be turned on for every single slide. This means that the audience can ask questions at any time during the presentation and the presenter can answer the questions at any point.

[Find out more information here](#)



[How to use](#)

Quiz Competition

Quiz Competition lets participants compete against each other to bring out the competitive spirit and create a fun experience! It's great to use when you want to create a fun, learning-intense and energetic competition, and define the correct answer(s). You can choose between Multiple-Choice Quiz questions or Type Answer where participants need to type the answer themselves instead of choosing from a list.

Inspirational examples: [Economics Quiz](#); [Lean Production](#)





Make your lectures more engaging and inclusive

with Mentimeter for universities

Content slides

The Content slides are a simple, beautiful and powerful way to add text and images to complement your regular Mentimeter questions, with one twist - your audience can interact and engage with your slides! No matter if you are presenting a fun quote, a picture or simply the topic agenda, the participants can use reactions to express their opinions. Content slides enable the perfect flow and balance in your Mentimeter presentations.

[Use as ice-breaker, for quick feedback or for your own personal presenting boost](#)

Advanced question types

Advanced ?



Mentimeter offers various advanced question types:

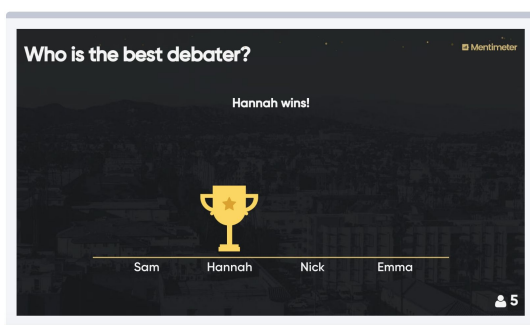
100 points: based on the 100 dollar method. Lets participants distribute 100 points to prioritize different items. This question type is good to use when you already know what items you want the participants to prioritize, and you want to allow them to express their opinions in detail. It also urges the audience to determine what items are the most important, since they are distributing a limited amount of points!

2 x 2 Grid: Similar to the Scales question type, except that participants rate each item in two dimensions instead of one. The results are then displayed as a weighted average in a 2 by 2 matrix. Use this when you want the participants to rate something along two axes.

Quick Form: Enables facilitators to collect information from their audience to analyze in an Excel export after the presentation is over. This question type can be used to learn more about your audience, and to help you get more out of the data you have collected.

Who will win?: Use it for making a playful voting where you only want to show the winner(s). The participants get one vote each. If there is a tie, there will be more than one winner, but there are never any losers with this question type!

Inspirational examples: [Explore the various templates](#)



[How to use](#)





Make your lectures more engaging and inclusive

with Mentimeter for universities

Important settings

Presenter pace vs Audience Pace


Mentimeter offers two different ways for your audience to move forward in your presentation: Presenter pace or Audience pace.

If you have Presenter pace activated, the audience can only vote on the question that you are currently showing.

With Audience pace activated, the participants will instead start from the first question and move on in their own pace until they have answered all questions. You can still show the results in a live presentation!

Audience pace is the preferred setting when you want to send a survey to your students or colleagues and let them submit their responses in their own pace and time, rather than relying on their feedback during a lecture or a meeting.

[See how to switch between the two paces here](#)



Share a presentation or the results after a session

There are many ways that you can access the results of your presentation and share them!

- Share a link to your presentation
- Let audience download results
- Export in Excel, PDF or as screenshots

[See how to access the different settings here](#)

How to enter the voting session

There are a few different ways for your audience to connect to your Mentimeter presentation and start voting:

- Enter voting code (expires after inactivity)
- Scan QR code
- Through direct access link (preferred way for Audience pace surveys and never expires)

[See how to access the different settings here](#)

